




Sandblasted



Honed

Silver Ash

Marble



1 Outdoor Paving

2 Cobble Stone, Driveway

3 Raised Garden

4 Pool Paving and Coping

Finish

Sawn	Honed	Flamed	Sandblasted	Rockface/ Natural Split	Tumbled and Unfilled	Honed and Filled	Acid Wash & Tumbled
P5 <input type="checkbox"/>	P3 <input checked="" type="checkbox"/>	P5 <input type="checkbox"/>	P5 <input checked="" type="checkbox"/>	P5 <input type="checkbox"/>	P5 <input type="checkbox"/>	P3 <input type="checkbox"/>	P5 <input type="checkbox"/>

- ☒ Standard Stock
- ☒ Made to Order
- ☐ Not Available

Format

- ☒ Paving
- ☒ Coping
- ☒ Stepper
- ☒ Cobble
- ☒ Slab

Application

- ☒ Exterior Paving and Pathway
- ☒ Pool Surrounds
- ☒ Driveway
- ☒ Light Trafficce
- ☒ Regular Trafficce
- ☒ Commercial Area
- ☒ Interior Walling
- ☒ Exterior Walling
- ☒ Feature Walls

Slip Rating
P1 - Very low slip resistance
P2 - Low slip resistance
P3 - Moderate slip resistance
P4 - Good slip resistance
P5 - Very high slip resistance

Sealing Requirement

- ☐ Optional
- ☒ Recommended
- ☐ Required

Stone Properties

Slip Resistance	Salt Resistance	Abrasion	Strength	Water Absorption	Comprehensive Strength	Flexural Strength	Light Reflectance Value (LRV)
AS 4586	AS/NZS 4456.10						
P5	Exposure Grade						

Type and Size (mm)

Finish	Paver	Coping	Stepper	Cobbles	Walling	Slab
Sandblasted	600x400x20 Cray Pave	600x400x20 drop 60 600x400x30 bevelled	Made to order	100x100x20	Made to order	Made to order



Daily Maintenance

- Dust or sweep regularly to prevent dirt and grit from scratching the surface.
- Wipe spills immediately, especially acidic substances (e.g., lemon juice, vinegar, wine, coffee).
- Use a soft cloth or microfiber mop for dry cleaning and dusting.
- Use coasters and mats under glasses, bottles, and hot dishes.

Sealing

Marble is porous, so sealing is essential to protect from stains.

- Initial sealing should be done during or just after installation.
- Reseal frequency:
 - Every 6–12 months for kitchen countertops or high-traffic areas.
 - Annually or bi-annually for flooring, depending on use and product type.
- Test with water: if water darkens the marble, it's time to reseal.
- Use a penetrating (impregnating) sealer made for natural stone.

Cleaning

- Use a pH-neutral stone cleaner or a mild dish soap diluted with water.
- Avoid:
 - Acidic or alkaline cleaners (e.g., vinegar, bleach, ammonia).
 - Abrasive pads, scouring powders, or rough cloths.
- For tougher stains:
 - Use a poultice paste specifically designed for marble.
 - Consult a stone care professional for deep etching or staining.
- Dry surfaces after cleaning to prevent water spots.

SAI Stone offers a wide range of cleaning and sealing products, as well as glue and grouting solutions. If you need more information or assistance, don't hesitate to reach out!

Contact Us

5 Hamilton Street
VIC 3166
Australia

1300 855 851
info@saistone.com.au
saistone.com.au

